

# iStereo-165D

**Long Arm Support Stereo Microscope  
(Double Rod)**



## **Contact us**

**MikrosiZe Precision Instrument Co.,Ltd**

A-4035 RuiFeng Business Expo, Wuhu City, China , 241000.

Web: [www.mikrosiZe.com](http://www.mikrosiZe.com)

Email: [mikrosiZe@mikrosiZe.com](mailto:mikrosiZe@mikrosiZe.com)



## Features and Applications

iStereo-165D series of continuous zoom stereo microscopes are microscopes with stereoscopic vision, also known as solid microscopes or stereo microscopes. They are widely used in medicine, biology, electronics, precision machinery industries, online detection of modern electronics industry and other high-precision industrial fields. It is a new type of continuous zoom stereo microscope with high resolution, wide field of view and long working distance.

### Product Features

- Flexible bracket design: double-rod long arm structure, flexible adjustment in X and Y directions, wide operating range, suitable for a variety of complex observation environments;
- Excellent optical effect: presents clear upright three-dimensional images with strong stereoscopic effect, one-time focusing and continuous zooming, large field of view and depth of focus, and can clearly observe all levels of objects;
- Convenient operation function: The binocular tube can be rotated 360° and positioned arbitrarily, and the long working distance facilitates the operation of large objects;
- Rich accessory configuration: different eyepieces, objective lenses and various illumination systems can be selected to meet the diverse observation needs in biology, industry, teaching and other fields;
- Can be connected to an external camera to observe on the computer screen;
- Module and combination series design to expand the scope of application.



## Features and Applications

### Product Applications

- Dual-rod long-arm stereo microscopes are widely used in the biomedical field and can assist in anatomical research, cell culture monitoring and pathological diagnosis;
- It plays a significant role in industrial manufacturing and testing, and can detect electronic components, precision machining and material surfaces to ensure product quality;
- Can be used for multidisciplinary experimental teaching and vocational skills training;  
It has been applied in other fields such as agricultural research , jewelry identification, observing plant seed structure and detecting gemstone characteristics etc.



## Product Details

### Instrument Introduction



**1.Eyepiece**


**2.Variable magnification**

**3.Zoom Knob**

**4.Eyepiece Cover**

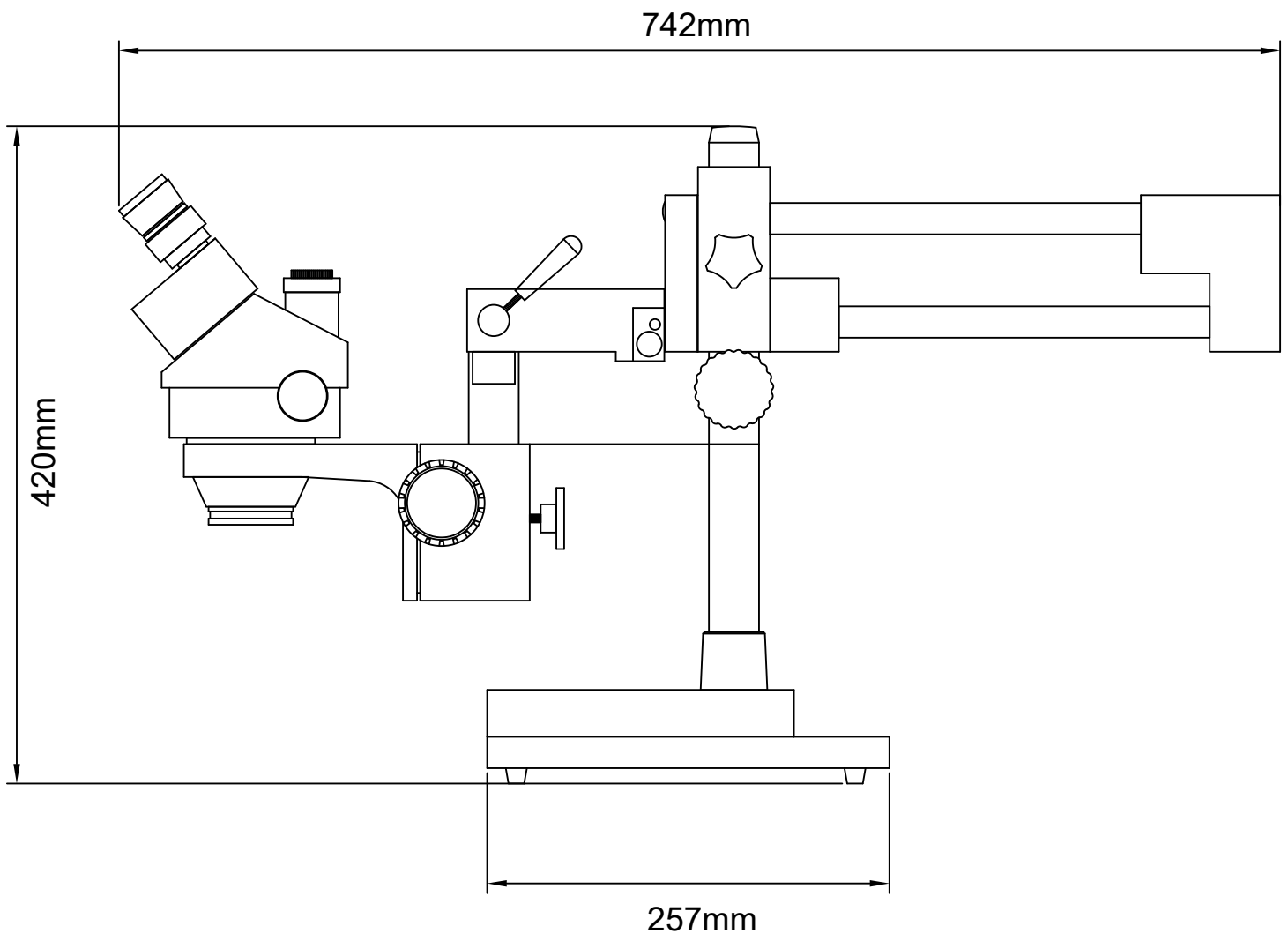
## Product Details

### Instrument Introduction

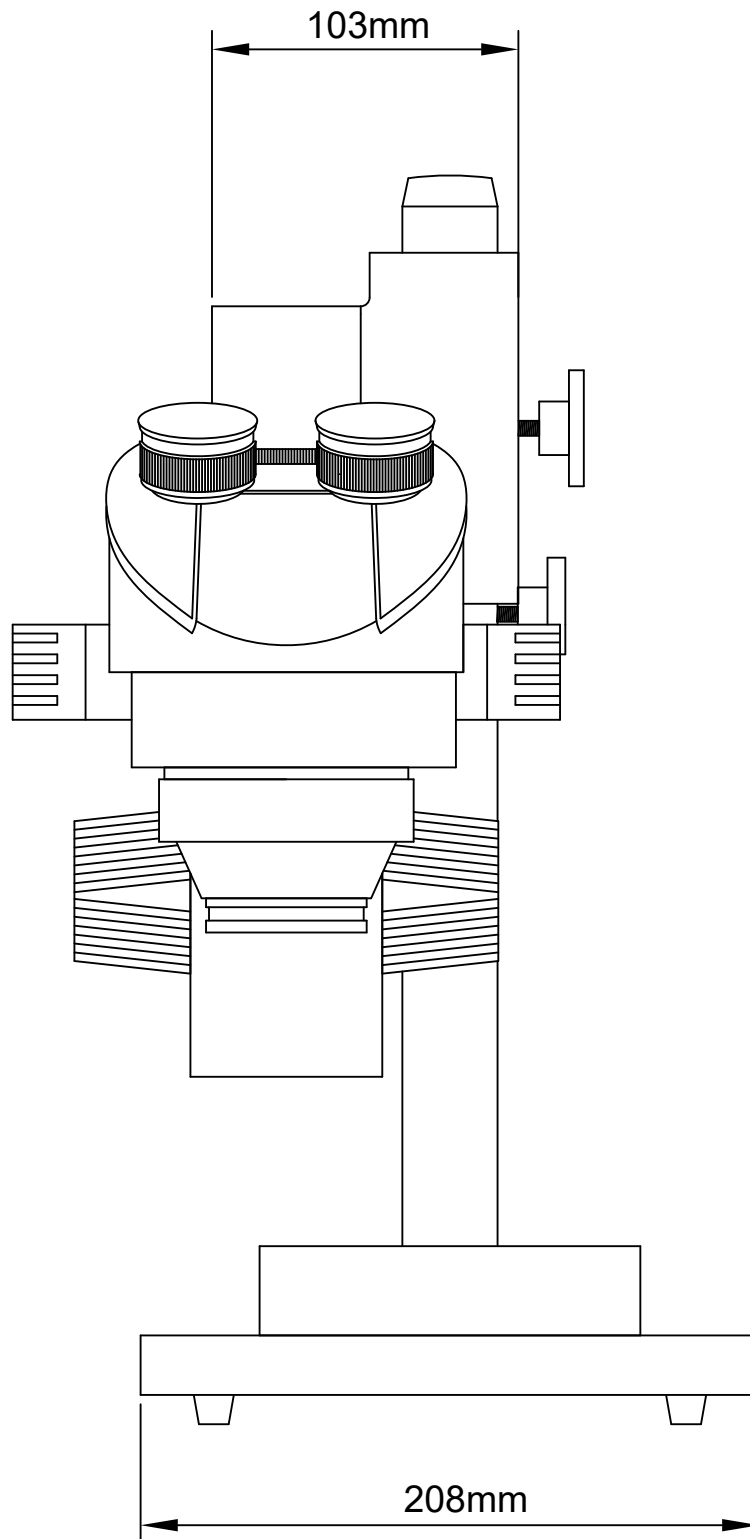


- |                     |                                 |                      |                      |
|---------------------|---------------------------------|----------------------|----------------------|
| 1.Focus knob        | 2.X-axis fixing knob            | 3.Y-axis fixing knob | 4.Z-axis fixing knob |
| 5.Zoom body bracket | 6.Zoom body bracket fixing knob | 7. Column            | 8. Base              |

## Instrument Dimension



# Instrument Dimension



# Technical Specification

<b>Eyepiece</b>	Standard configuration: 10X/20mm, large field of view, wide angle, high eye point
<b>Optional Eyepiece</b>	WF10/20mm,WF15/15mm,WF20/10mm,WF25/9mm, WF30/8mm
<b>Observation Head</b>	45° tilt, 360° rotation, interpupillary distance 54-76mm; bilateral diopter adjustment ( $\pm 5$ )
<b>Objective</b>	0.7X-4.5X continuous zoom, objective zoom ratio 6.4:1 ensures image plane parfocality
<b>Auxiliary Objective</b>	Optional 0.3X, 0.7X, 0.75X, 0.5X, 1.5X, 2X
<b>Focus Bracket</b>	The focus bracket hand wheel is adjustable in tightness and has a lifting range of 50mm
<b>Base</b>	Double-arm universal bracket, other bases can be optional
<b>Net Weight</b>	22kg
<b>Illumination</b>	Optional various fluorescent and LED ring lights



# Technical Specification

Eyepiece	Standard Configuration		Auxiliary Objective 0.5x		Auxiliary Objective 1.5x		Auxiliary Objective 2x	
	Working Distance 100mm		Working Distance 165mm		Working Distance 45mm		Working Distance 30mm	
	Magnification	View Field	Magnification	View Field	Magnification	View Field	Magnification	View Field
10X/20mm	7X	28.6mm	3.5X	57.1mm	10.5X	19mm	14X	14.3mm
	45X	4.4mm	22.5X	8.9mm	67.5X	3mm	90X	2.2mm
15X/15mm	10.5X	21.1mm	5.25X	42.8mm	15.75X	14.3mm	21X	10.7mm
	67.5X	3.3mm	33.75X	6.7mm	101.25X	2.2mm	135X	1.7mm
20X/10mm	14X	14.3mm	7X	28.6mm	21X	9.5mm	28X	7.1mm
	90X	2.2mm	45X	4.4mm	135X	1.5mm	180X	1.1mm
25X/9mm	17.5X	12.9mm	8.85X	25.4mm	26.2X	8.6mm	35X	6.4mm
	112.5X	2.0mm	56.3X	4.0mm	168.8X	1.3mm	225X	1.0mm
30X/8mm	21X	11.4mm	10.5X	22.9mm	31.5X	7.6mm	42X	5.7mm
	135X	1.8mm	67.5X	3.6mm	202.5X	1.2mm	270X	0.9mm

## Standard Delivery

Name	Qty
Base	1pc
Column	1pc
Double rod bracket	1pc
Eyepiece	2pcs
Variable magnification	1pc
Zoom bracket	1pc
Eyepiece cover	2pcs

### Mikrosize Precision Instrument Co.,Ltd

Add: A-4035 RuiFeng Business Expo , Wuhu City, China , 241000.

Tel: 0553-2836939 Fax:0553-2836938 Web: [www.mikrosize.com](http://www.mikrosize.com)

