

iProjec-50

Impact Specimen Notch Projector



Contact us

Mikrosize Precision Instrument Co.,Ltd

A-4035 RuiFeng Business Expo, Wuhu City, China , 241000.

Web: www.mikrosize.com

Email: mikrosize@mikrosize.com



Features and Applications


The iProjec-50 impact specimen notch projector is designed based on the requirements of domestic users and in accordance with standards such as GB/T 229. It is used to check the accuracy of V-shaped and U-shaped notches. By comparing the enlarged projected notch outline with the standard sample diagram on the projection screen, it determines whether the notch processing is qualified. It also complies with international standards such as the American standard and the European standard. It features simple operation, intuitive inspection, and high efficiency, and is widely used in physical and chemical laboratories of various industries and in various testing scenarios.

Product Features

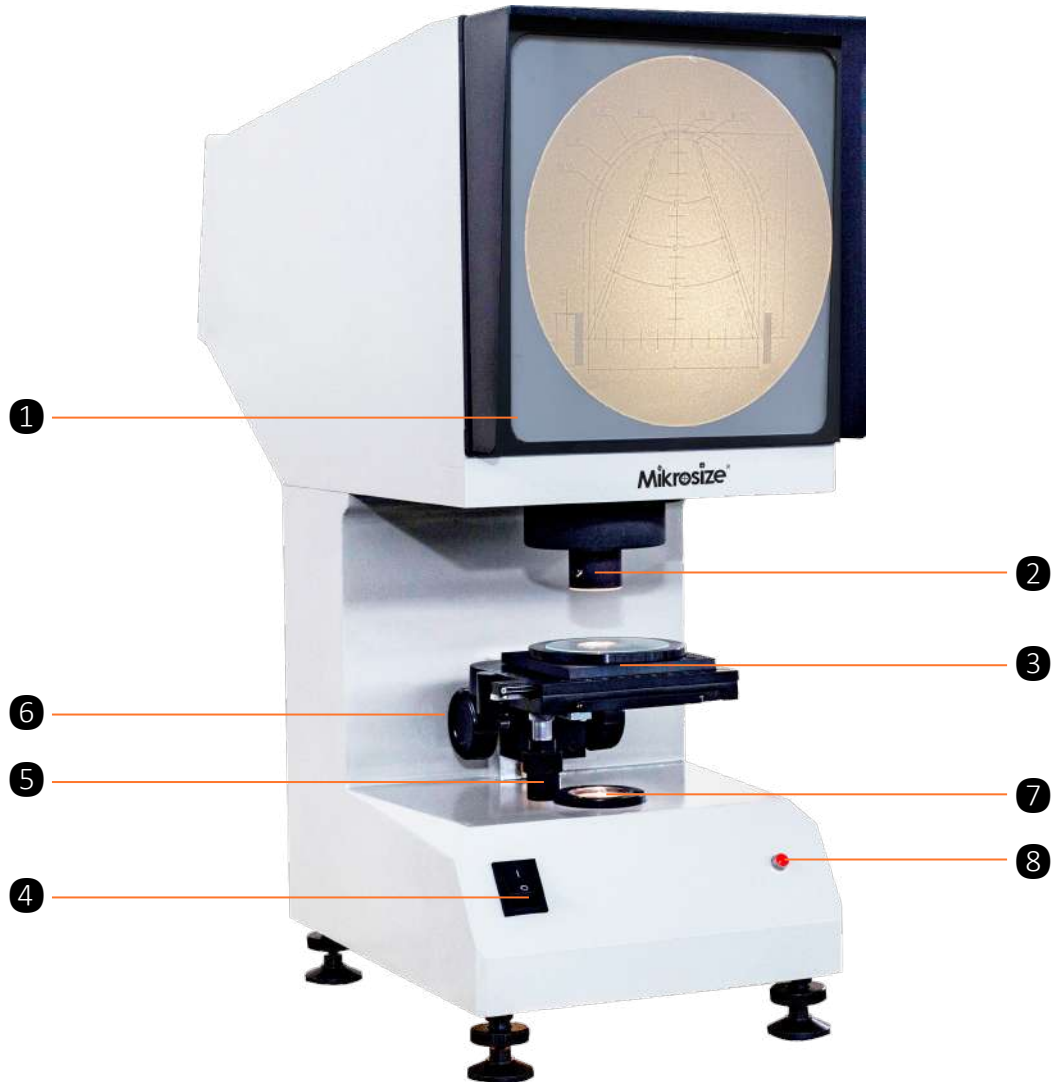
- Complying with national standards and user requirements, it is designed in accordance with GB/T229-2007, specifically for inspecting the V and U notch shapes, precisely meeting the quality inspection needs for metal impact test specimens.
- Using the optical projection method, the outline of the notch is enlarged and projected onto the screen.
- It is then compared with the standard sample diagram on the screen. The detection process is intuitive and makes it easy to determine whether the sample is qualified.
- The operation process is simple and does not require complex professional skills. Staff members can get started with it after a brief training and can quickly carry out the sample notch detection work.
- The detection efficiency is high, and the single detection time is short. It can quickly complete the screening of individual or batch samples, and is suitable for high-frequency detection scenarios in enterprises, laboratories, etc.
- The workbench is highly adjustable, with travel ranges in both the vertical and horizontal directions, as well as for elevation. It can also rotate 360 degrees and precisely locate different test specimen notch positions.
- Equipped with backup halogen lamps and a base adjustment button, it can handle sudden failures of the light source, ensuring the continuous operation of the equipment. It also allows for leveling the instrument to ensure precise detection.

Product Application

- For steel enterprises, it is used to inspect the notches of the Schmidle V/U impact test specimens, ensuring that the quality of the test specimens is qualified before the steel impact performance is tested.
- In the field of mechanical manufacturing services, verify the processing quality of the notches on the impact test specimens of key components to avoid misjudging the performance of the components.
- Help third-party material testing institutions to efficiently complete the compliance screening of the notches on metal material impact test specimens, thereby improving the testing efficiency.
- Applied in the material laboratories of research institutions, it provides pre-detection support for the quality of sample notches used in metal material impact tests;
- Suitable for the automotive industry, it is used for detecting the impact test notch of components such as the vehicle body frame, ensuring the safety performance of automotive materials.



Product Details



1.Projection Screen

2.Objective Lens

3.Workbench

4.Power Switch

5.X/Y-Axis Handle

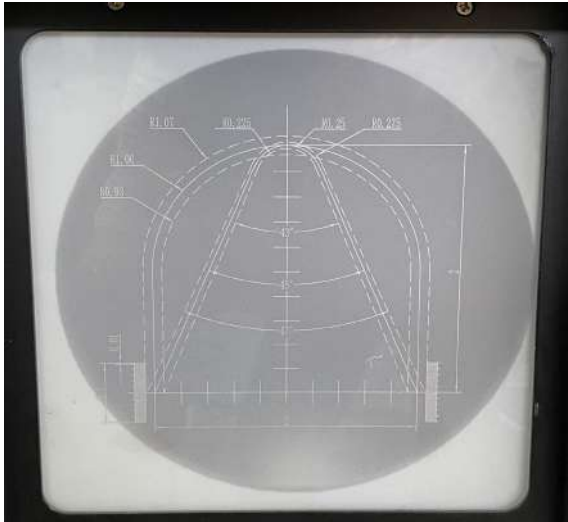
6.Z-Axis Handle

7.Light Source

8.Power Indicator Light

Product Details

Projection screen



The size is highly adaptable. the 200×200mm specification can fully display the enlarged V/U-shaped notch outline without any field limitation, making it convenient for observing details.

To provide an intuitive benchmark for testing, preset standard sample diagrams can be directly compared with the projected image of the sample's notch, thereby reducing the difficulty of judgment.

The imaging is stable and can clearly display the detailed contour of the notch after a 50X magnification, helping to accurately identify the processing size deviations.


Product Details

Workbench



The workbench has strong adaptability. The square workbench measures 110×125mm and has a diameter of 90mm. It is equipped with a 70mm diameter transparent glass, which can stably support various J-specification impact test samples and meet the placement requirements for different specifications of samples. At the same time, the glass material ensures the light transmission of the light source, without affecting the detection imaging.

The workbench has a flexible adjustment function. It has a travel range of $\pm 10\text{mm}$ in both the vertical and horizontal directions, and a lifting travel range of $\pm 12\text{mm}$. It can precisely adjust the position of the sample. Combined with a rotation range of 0 to 360°, it enables the notch to be aligned at the optimal angle with the optical system, ensuring that the projected image is centered and clear, thereby improving the detection accuracy. The XYZ axis adjustment function of the workbench is practical and precise. It enables flexible adjustment of the position of the test sample in three-dimensional space, easily aligning the V-shaped or U-shaped notches of the impact test sample precisely with the center of the optical system. It effectively adapts to the deviation of the notch positions of different test samples, ensuring that the projected image is centered and clear, laying the foundation for accurate comparison with standard sample diagrams, and improving the detection accuracy and adaptability.





Technical Specification

Diameter Of The Projection Screen	200×200mm	
Workbench Size	Workbench size	110×125mm
	Workbench diameter	90mm
	Diameter of the workbench glass	70mm
Workbench travel distance	Vertical	±10mm
	Horizontal	±10mm
	Lift and lower	±10mm
Rotation range of the workbench	0~360°	
Instrument magnification factor	50X	
Objective lens magnification	2.5X	
Projection objective magnification	20X	
Light source (halogen lamp)	12V/100W	
Power supply	220V/50Hz	
Dimensions of the shape	515×224×603mm	
Weight	20kg	



Standard Delivery

Name	Qty
Projector main unit	1
Base adjustment knob	4
Power cord	1
Halogen tungsten lamp	2
Flat glass	1