

Mikrosize®

iCut-40P

Metallographic Precision Cutting Machine



Video



Contact us

Mikrosize Precision Instrument Co.,Ltd

A-4035 RuiFeng Business Expo, Wuhu City, China , 241000.

Web: www.mikrosize.com

Email: mikrosize@mikrosize.com



Web: www.mikrosize.com

Email: mikrosize@mikrosize.com

Product Features and Application

Product Features

- High positioning accuracy;
- Wide speed range;
- Strong cutting capacity;
- Built-in circulating cooling system;
- Preset feed speed;
- Touch screen control display, easy to operate and control;
- Automatic cutting can ensure uniform cutting consistency on the surface of the sample;
- Large and bright cutting guard with safety switch.

Product Application

● Industrial manufacturing field

It can be used for the processing and manufacturing of mechanical parts, and can achieve precise cutting of various flat materials. By precisely controlling the cutting angle and depth, the precision flat plate cutting machine can ensure that the material is cut accurately and completely, meeting the high-precision requirements of industrial manufacturing.

● Architectural model industry

Precision flat plate cutting machines can ensure the production needs of architectural models, such as the realization of precise proportions and dimensions.

● Medical industry

Precision flat plate cutting machines can produce surgical instruments and equipment that require delicate operations through precise cutting.



Machine on the Front



The Left Side of Machine

Instrument Appearance




- 1. Transparent protective cover: used to prevent cooling water and cutting waste from splashing, and the transparent material makes it easy to observe the state of the cut sample
- 2. Cooling water valve: used to control the size and switch of the cooling water flow
- 3. Cooling water nozzle
- 4. Clamp
- 5. Closed-door detection



- 1. Start button
- 2. Stop button
- 3. Display screen
- 4. On/off button
- 5. Emergency stop button

Instrument Appearance



Clamp

Double-sided quick clamps are used to clamp the specimen quickly and firmly.

Instrument Appearance



Cutting Disc


The diamond sintered cutting disc has the advantages of high hardness and high wear resistance.



Closed-door Detection

Be sure to close the protective cover before starting the equipment. When the protective cover is opened, the system alarm interface will prompt "Door Open". When the equipment is cutting, opening the protective cover will force the machine to stop.

Instrument Appearance



1. Start Button

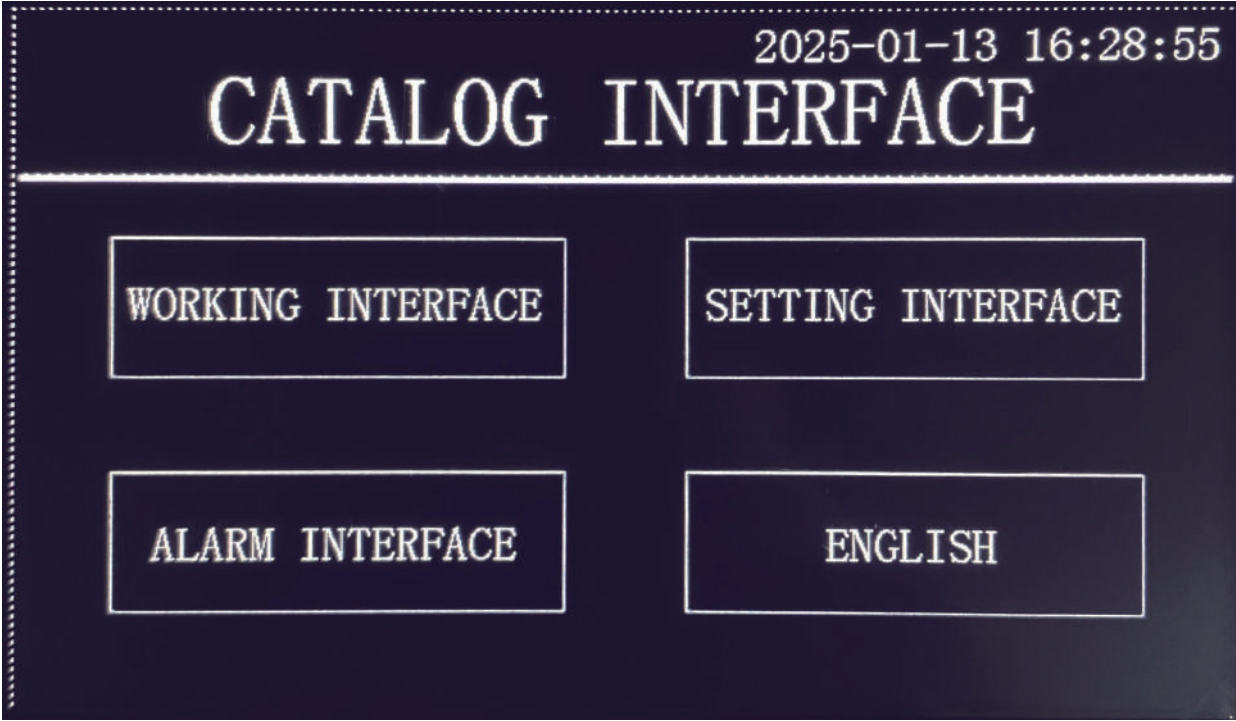
2. Stop Button

3. Display Screen

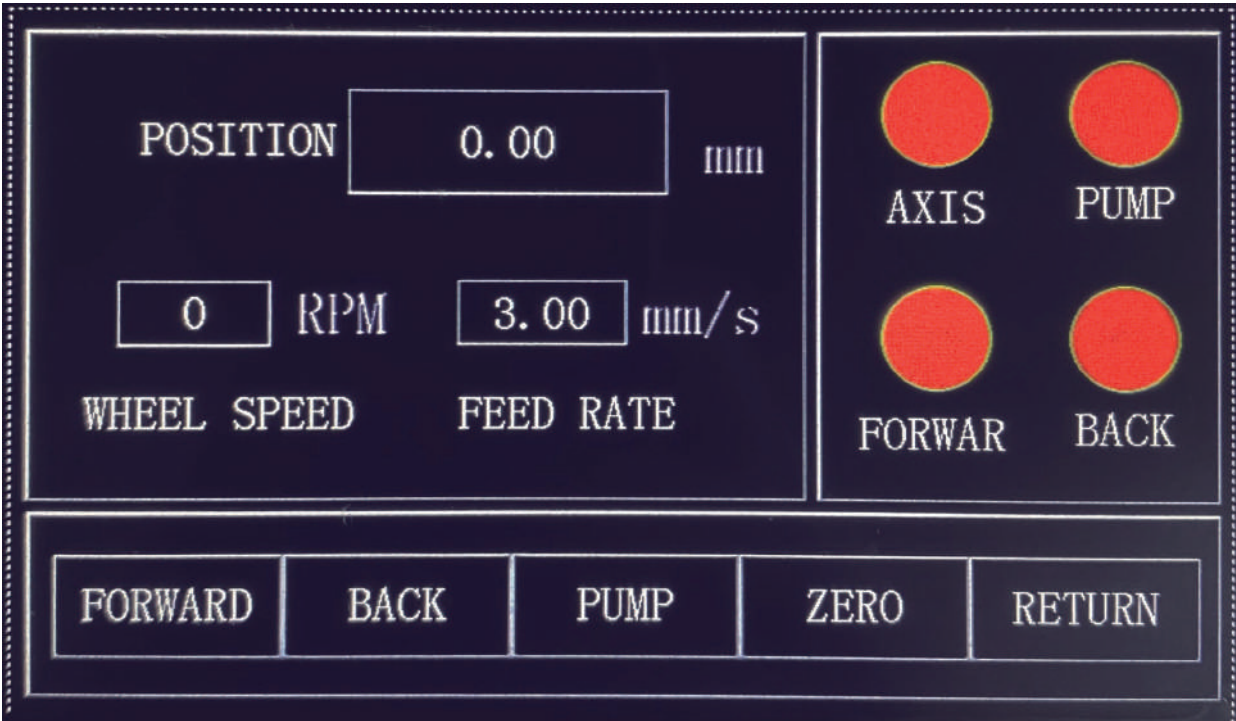
4. On/Off Button

5. Emergency Stop Button

Instrument Interface & Function



After the device is turned on, it enters the "CATLOG INTERFACE" interface. This device consists of four parts: "WORKING INTERFACE", "SETTING INTERFACE", "ALARM INTERFACE" and "LANGUAGE SWITCH-ING".



1.WORKING INTERFACE

This interface displays the operating status of the equipment, including the status indicators of the spindle, feed axis, water pump, spindle speed and cutting speed.

The FORWARD and BACK buttons drive the feed axis.

The PUMP button turns on the cleaning and cooling water pump.

The ZERO button resets the current position.

The RETURN button returns to the catalog page.

Instrument Interface & Function

Wheel Speed

2000

RPM

Jog Speed

10.00

mm/s

Cutting Length

30.00

mm

Feed Rate

3.00

mm/s

Forward Distance

10.00

mm

Receding Distance

0.00

mm

Delayed

0.00

s

Current Mode

Direct Cutting

Cutting Mode

Direct Cutting

Impact Cutting

Pgn	Wheel Speed	Cutting Length	Feed Speed	Jog Speed	Delayed	Forward Distance	Receding Distance	Cutting Mode
1	0	0.00	0.00	0.00	0.00	0.00	0.00	Direct Cutting

Last parameter

Next parameter

Upload

Save

Download

Call parameters

RETURN

2.SETTING INTERFACE

This interface is the parameter setting interface of the device. You can set Wheel Speed, Jog Speed, Cutting Length, Feed Rate, Forward Distance, Receding Distance, and Delayed within the allowed range. Touch the screen to display numeric keys, and enter the required values.

Two cutting modes Direct Cutting and Impact Cutting are available.

The set cutting parameters can be saved and directly called for later use. Up to 10 sets of cutting data can be saved.

Alarm Time	No.	Alarm matt
2025-01-13 16:23:24	3	The door is open
2025-01-13 16:23:24	2	Rear limit
2025-01-13 16:15:14	3	The door is open
2025-01-13 16:11:57	2	Rear limit

REMOVAL

RETURN

3.ALARM INTERFACE

This interface is a record of the device alarm prompt, including the time and content of the alarm.

4. LANGUAGE SWITCHING







This device supports both Chinese and English. Touch the screen button to switch the language.



Technical Specification

Model	iCut-40P
Product Name	Metallographic Precision Cutting Machine
Y-axis Movement	200mm
Cutting Method	Straight Line, Pulse
Cut-off Wheel	φ200*0.9*32mm
Rotation Speed	500-3000r/min , Customized
Automatic Cutting Speed	0.01-3mm/s
Manual Speed	0.01-15mm/s
Impact Cutting Distance	0.1-2mm/s
Maximum Cutting Thickness	40mm
Maximum Clamping Length of Table	425mm
Maximum Clamping Width of Table	200mm
Display	5 Inch Touch All-in-one Control
Data Usage Method	10 Kinds Can Be Selected
Working Table Dimension	425*435mm
Motor Power	600W
Power Supply	Single Phase 220V
Machine Dimension	530*600*410mm
Net Weight	85KG
Gross Weight	101KG

Standard Delivery

Name	Specification	Qty	Picture
Machine Mainframe	iCut-40P	1 set	
Cut-off Wheel	φ200*0.9*32mm	1 pc	
Inlet Pipe		1 pc	
Outlet Pipe		1 pc	
Clamp	Choose 1 clamp in the standard delivery	1 pc	 
Wrench	17-19mm	1 pc	
Hex Wrench	M4	1 pc	
Instruction Manual		1 copy	
Warranty Card		1 copy	
Product Certificate		1 copy	